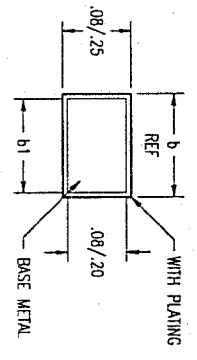
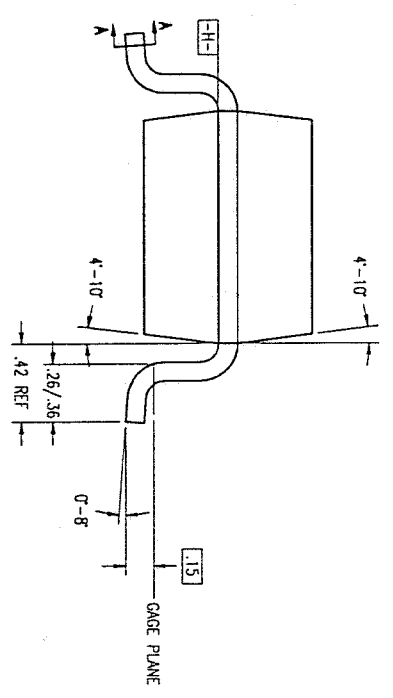
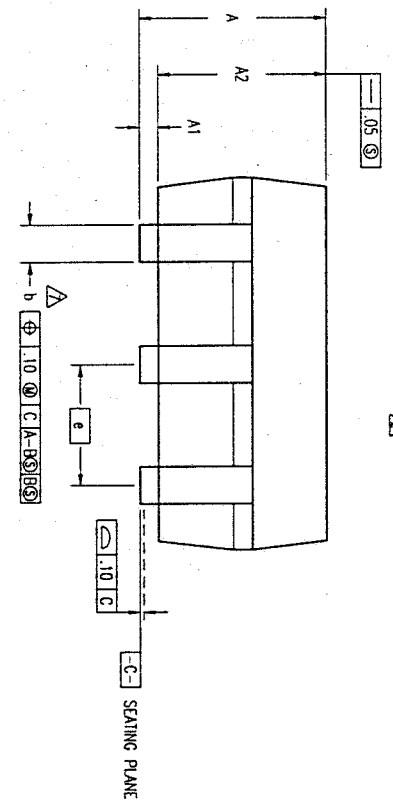
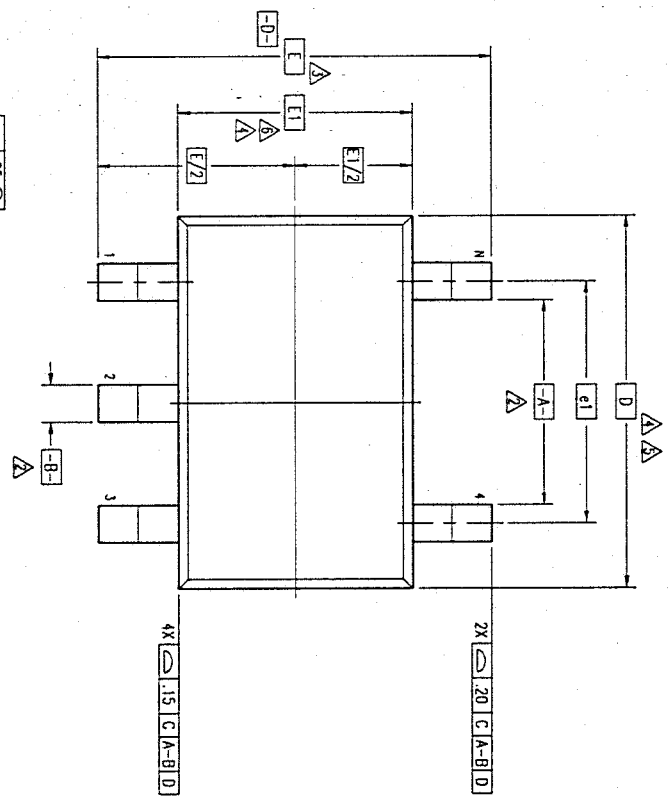


REVISIONS				
DCN	REV	DESCRIPTION	DATE	APPROVED
61764	00	INITIAL RELEASE	01/15/99	<i>[Signature]</i>



SECTION A-A

JAN 27 1999

TOLERANCES UNLESS SPECIFIED		Integrated Device Technology, Inc.	
DECIMAL	±	2875 Stender Way, Santa Clara, CA 95054	
ANGULAR	±	PHONE: (408) 727-6116	
APPROVALS		FAX: (408) 492-8674	
DATE	DATE	TWR: 810-338-2070	
01/15/99		TITLE	
01/15/99		DY PACKAGE OUTLINE (SC-70)	
		1.25 mm BODY WIDTH SHRINK SOT	
		.65 mm LEAD PITCH	
SIZE	DRAWING No.	PSC-4072	REV
C			00
DO NOT SCALE DRAWING			SHEET 1 OF 2

REVISIONS			
DCN	REV	DESCRIPTION	DATE
61764	00	INITIAL RELEASE	01/15/99

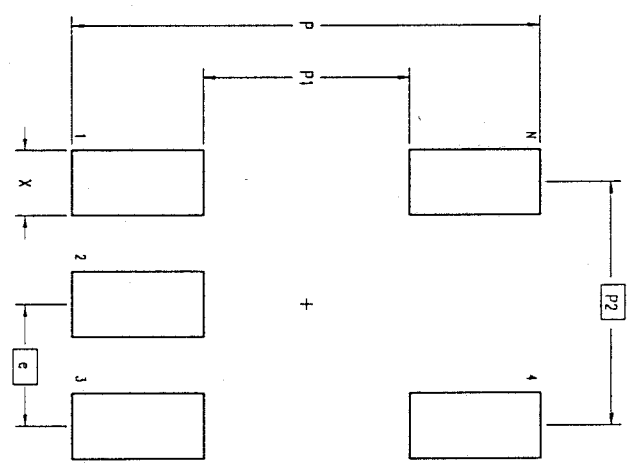
LAND PATTERN DIMENSIONS

JAN 27 1999

SYMBOL	JEDEC VARIATION			NOM	MAX
	AA				
A	.00	-	1.10		
A1	.00	-	.10		
A2	.70	.90	1.00		
D	2.00 BSC			4.5	
E	2.10 BSC			3	
E1	1.25 BSC			4.6	
e	.65 BSC				
e1	1.30 BSC				
b	.15	-	.30		
b1	.15	.20	.25		
N	5				

NOTES:

- ALL DIMENSIONING AND TOLERANCING CONFORM TO ASME Y14.5M-1994
- DATUMS **-A-** AND **-B-** TO BE DETERMINED AT DATUM PLANE **-H-**
- DIMENSION E TO BE DETERMINED AT SEATING PLANE **-C-**
- DIMENSIONS D AND E1 ARE TO BE DETERMINED AT DATUM PLANE **-H-**
- DIMENSION D DOES NOT INCLUDE MOLD FLASH, PROTRUSIONS OR GATE BURRS. MOLD FLASH, PROTRUSIONS OR GATE BURRS SHALL NOT EXCEED .15 mm PER SIDE
- DIMENSION E1 DOES NOT INCLUDE INTERLEAD FLASH OR PROTRUSIONS. INTERLEAD FLASH OR PROTRUSIONS SHALL NOT EXCEED .15 mm PER SIDE
- LEAD WIDTH DIMENSION DOES NOT INCLUDE DAMBAR PROTRUSION. ALLOWABLE DAMBAR PROTRUSION IS .08 mm IN EXCESS OF THE LEAD WIDTH DIMENSION AT MAXIMUM MATERIAL CONDITION. DAMBAR CANNOT BE LOCATED ON THE LOWER RADIUS OR THE FOOT
- THESE DIMENSIONS APPLY TO THE FLAT SECTION OF THE LEAD BETWEEN .08 AND .15 mm FROM THE LEAD TIP
- ALL DIMENSIONS ARE IN MILLIMETERS
- THIS OUTLINE CONFORMS TO JEDEC PUBLICATION 95 REGISTRATION MO-203, VARIATION AA



TOLERANCES UNLESS SPECIFIED

DECIMAL	ANGULAR
XXXX	±
XXXXX	

Integrated Device Technology, Inc.  
2875 Steiner Way, Santa Clara, CA 95054  
Phone: (408) 727-6116  
Fax: (408) 482-8674 Tlx: 910-338-2070

APPROVALS: DATE: TITLE: DY PACKAGE OUTLINE (SC-70)  
DRAWN: JY 01/19/99 1.25 mm BODY WIDTH SHRINK SOT  
CHECKED: .65 mm LEAD PITCH  
SIZE: C DRAWING No. PSC-4072  
DO NOT SCALE DRAWING